

ALUMINIUM
BI-FOLD DOORS
WINDOWS & DOORS
PATIO DOORS
SHOP FRONTS



WHY CHOOSE ALUMINIUM

Renowned for its perfect combination of light weight and high strength, aluminium is the ideal material for sliding, folding doors and windows, providing slim, elegant designs and outstanding performance.

With a life-span measured in decades rather than years, together with extremely low maintenance requirements, aluminium has become the perfect choice for home owners.



THE SMART CHOICE

All our systems are designed with performance, looks and efficiency in mind, with each frame incorporating a 'thermal-break' to insulate windows and doors against heat loss, raise the internal temperature of a house and help reduce the risk of condensation.

Maintenance for aluminium systems is simple and straightforward, with a routine 'wipe-clean' all that is required to keep the products looking their best. With no requirement for re-painting or re-varnishing, aluminium windows and doors will never fade, deteriorate or rust, even in harsh environments, or coastal locations.

QUALITY

Each of our products come with all the assurance you would expect from the UK's leading aluminium system.

Manufactured using state-of-the-art machine centres and dedicated production lines ensures you have precision engineered aluminium products every time.

SAFE & SECURE

Using police approved multi-point locking systems and the UK's most secure cylinder, we really have your security covered.

Ultions key features include:

- ◆ Double snap resistance
- ◆ Unique lock down mode
- ◆ 11 Individual pins
(twice as many as standard cylinders)
- ◆ Nearly 300,000 key combinations
- ◆ Anti drill, pick and bump

ULTION 



VISOFOLD 1000 BI-FOLD DOORS

Available in a range of opening configurations to suit any application, Visofold doors can be folded internally or externally and with the opening at the side (so the sashes all fold one way), at one end (to create a single entrance door) or in the middle (to give the option of a double door).

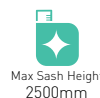
Visofold's flexibility makes it the ideal choice for projects where large, uninterrupted openings are

required, with the system providing maximum light and space to give unimpeded views.

The highly-versatile, easy-to-operate system is the perfect option for even the largest project, capable of opening up an entire wall, yet presenting a contemporary, elegant glazed façade when closed.

Visofold 1000

Application	Domestic / Commercial
Finish	Single / Dual colour, marine quality polyester powder coated
Profile	Round / Square
Lock Mechanism	Ultion (diamond accredited) Cylinder as standard - multi-point locking
Frame depth	70mm
Typical sight line	132mm
Max sash weight	100kg
U Value	1.3-1.8 w/m ² k
Min - Max o/a height (per sash)	1850 - 2500mm
Min - Max o/a width (per sash)	700 - 1200mm
Security tested	PAS 24: 2012 DOC Q Optional Upgrade
Weather tested	BS 6375 Part 1: 2009
Glazing	DG 28mm / TG 36mm
Add ons	20mm, 42mm
Bead	Internal Only
Cills	85mm, 150mm, 190mm, 225mm, 300mm
Open In	Yes (Open inward doors have 25mm clearance only)



Visofold 1000 profiles feature a thermal break to deliver enhanced thermal performance and energy efficiency and security is assured by multi-point lock mechanisms on the main opening sashes, and shoot-bolt locks on the 'floating' mullions.

The doors can have either a low threshold for unimpeded access, or a rebated threshold for improved weather resistance.

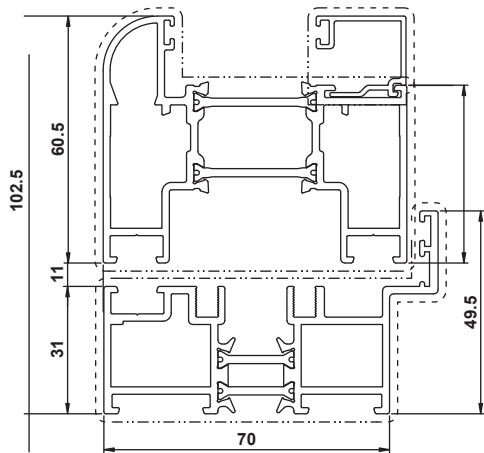
Visofold 1000 doors are available in a choice of standard or non-standard colours, including metallic, dual colour and unique Sensations range of textured finishes.



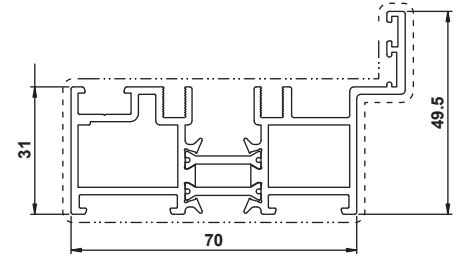
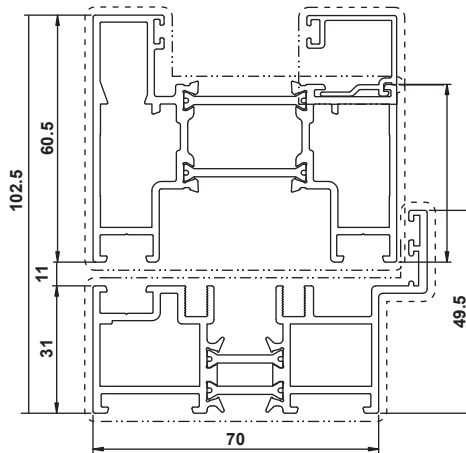
With internal glazing beads preventing the removal of glass from outside, and high security locking mechanisms in the handle, our doors are built to last and to be secure.

THE PROFILES

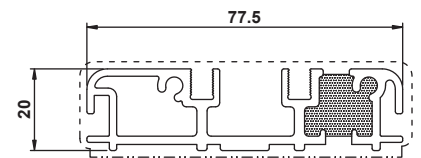
Round Sash*



Square Sash



Std Threshold



Low Threshold



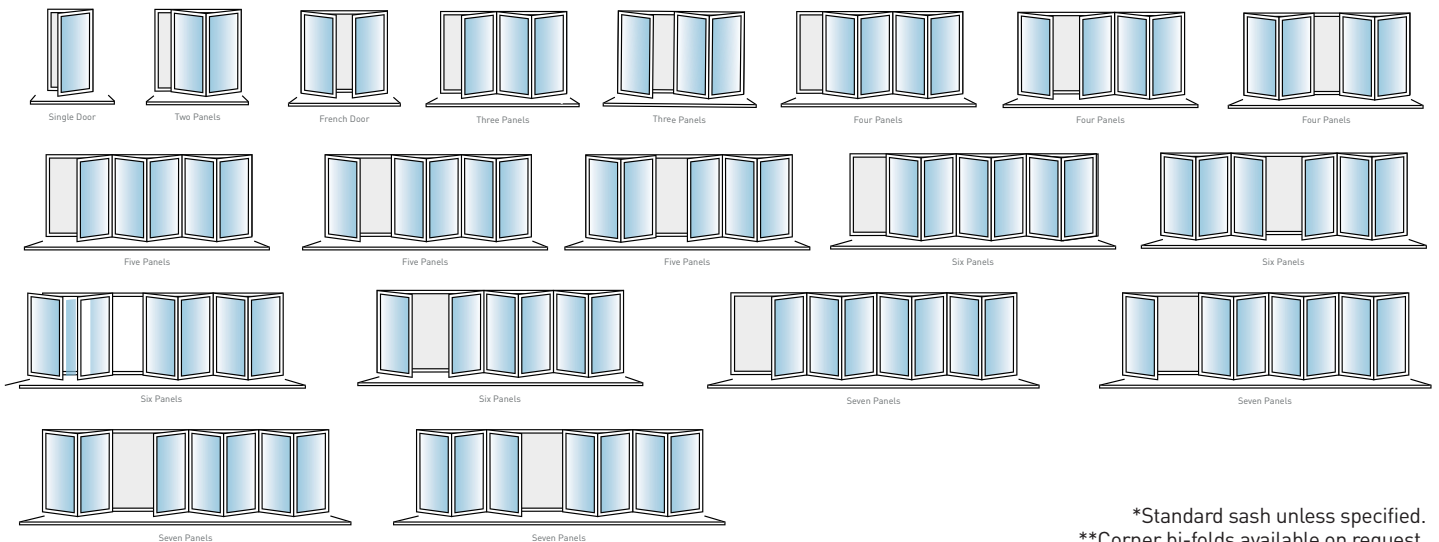


Kitemarked and security-tested to the PAS24 standard, Visifold 1000 slide-folding doors features a choice of internally or externally folding panels, which when open help to integrate the home's external and internal living spaces, offering uninterrupted views.

Our systems have been designed to not only withstand all that the elements can throw at them, but also to deliver minimum heat loss and great thermal efficiency.



CONFIGURATIONS All designs available left or right handed



*Standard sash unless specified.
**Corner bi-folds available on request.



VISOGLIDE PLUS PATIO DOORS

Our sliding doors provide the maximum light and afford the most unobstructed views of any system when closed and with our wide range of systems and options, you can select and tailor a door system to exactly meet your own specific requirements.

With a choice of frame sizes, sliding formats whether two, three or four pane systems, together with a choice of high-quality hardware and a wide range of colour options, the slim lines of these elegant doors make them the perfect solution for any home.

Visoglide Plus

Application	Domestic / Commercial
Finish	Single / dual colour, marine quality polyester powder coated
Profile	Flat only
Security	Ultion (diamond accredited) Cylinder as standard - multi-point locking
Frame depth	117.5mm DT / 184.5mm TT
Max sash weight	250kg
U Value	1.4 - 1.8 w/m ² k
Max o/a height (per sash)	2500mm
Max o/a width (per sash)	Within height/weight limitations there is no maximum width
Air Tested	Class 3, 600Pa
Water Tested	Class 7a, 300Pa
Wind Tested	Class AE, 2400Pa
BSA Awards	KM 530838 PAS 24:2012
Glazing	DG 28mm / TG 36mm
Track	Double / Triple Track
Interlock Width	Slider Std 83mm / Lift & Slide Std 99mm / Slim 35mm
Add ons	42mm
Bead	Internal Only
Cills	150mm, 190mm, 225mm, 300mm



U Value
1.4-1.8W/m²K



Certified
PAS24:2012



Certified
BS 6375



Certified
Document L



Dual
Colour



Multipoint
Lock



Max Sash Height
2500mm



Max Sash Weight
250kg



Sash Sightline
83mm Std.



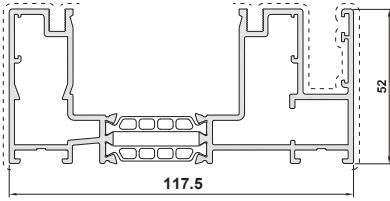
Sash Sightline
35mm Slim

Combining the benefits of a large picture window, which allows light to flood in to an internal space, with an easy opening operation, Visoglide Plus is a high quality, highly versatile system which is a great option for even the largest project.

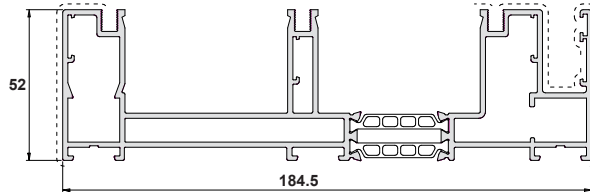
Delivering outstanding thermal efficiency, Visoglide Plus offers contemporary styling and robust performance, with the option of slide, or lift and slide operation on double or triple tracks.



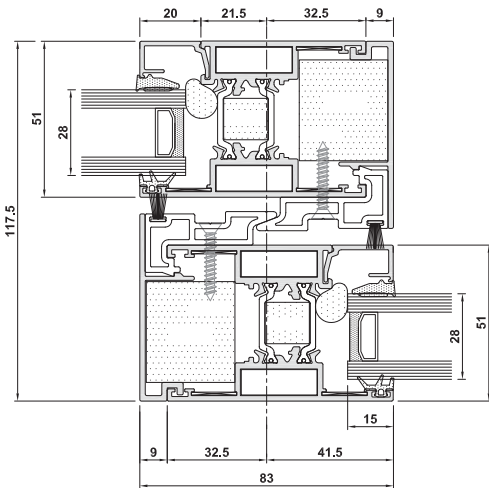
THE PROFILES



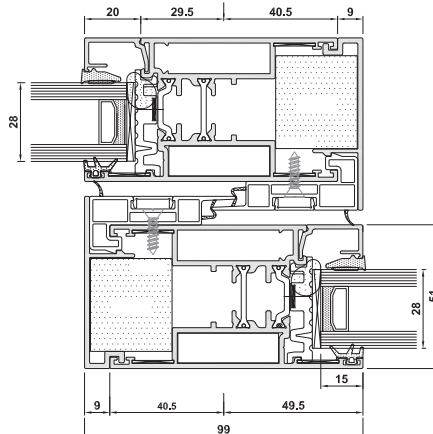
Double Track



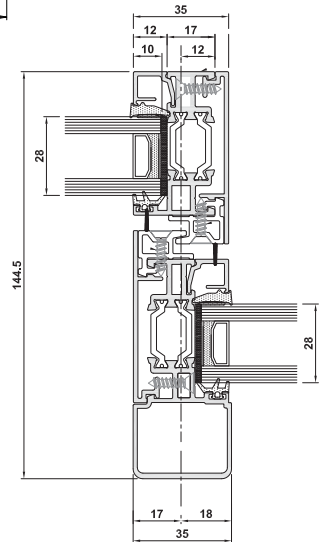
Triple Track



Interlock Slider



Interlock Lift & Slide



Std. Slim Interlock both Lift & Slide and Slider





Our systems have been designed to match a wide range of property styles. With our innovative folding panelled structure, they can provide the perfect transition from inside your home to outside





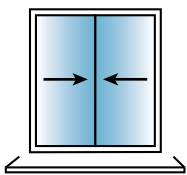
This high performance contemporary system features large sash sizes and is ideal for even the most demanding applications.

Available in dual colour and with a large thermal break, Visoglide delivers outstanding thermal performance for enhanced comfort and economy.

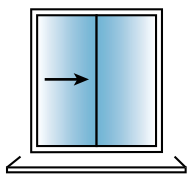
Open up a wall to create a relaxed feeling of light and space and to frame the beautiful views of the garden and beyond.



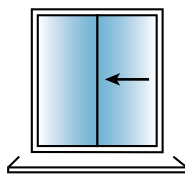
CONFIGURATIONS



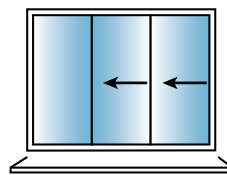
Two Panes



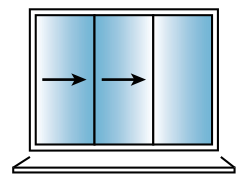
Two Panes



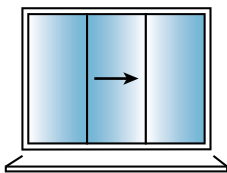
Two Panes



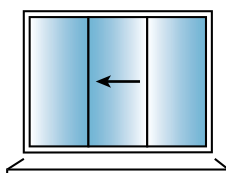
Three Panes



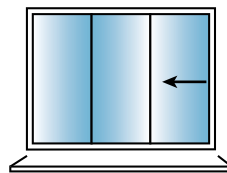
Three Panes



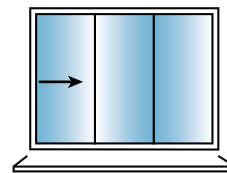
Three Panes



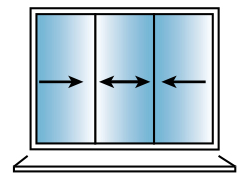
Three Panes



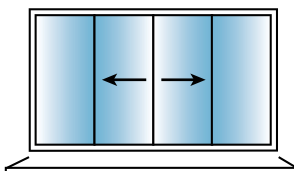
Three Panes



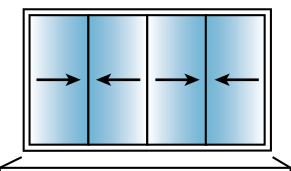
Three Panes



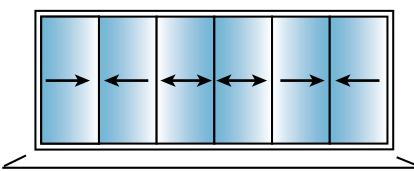
Three Panes



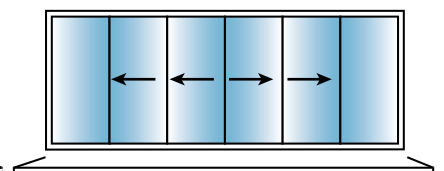
Four Panes



Four Panes



Six Panes




Six Panes



ALITHERM 600 WINDOWS

Alitherm 600 Windows

Application	Domestic / Commercial
Finish	Single / dual colour, marine quality polyester powder coated
Profile	Ovolo / Chamfered / Square
Security	Multi-point locking espag, Inline locking handle as standard
Frame depth	70mm
Max weight	50kg TH / 40kg SH
U Value	1.3 - 1.6 w/m ² k
SH Max o/a width	1000mm
SH Max o/a height	1400mm
TH Max o/a width	1400mm
TH Max o/a height	1500mm
WER	B - C
Air Tested	Class 3, 600Pa
Water Tested	Class 7a, 300Pa
Wind Tested	Class AE, 2400Pa
British Standards	KM 81580 / PAS 24:2012 / KM81543 / BS4873
Add ons	20mm, 42mm
Bead	Internal / External (Ovolo not available with internal)
Cills	85mm, 150mm, 190mm, 225mm, 300mm
Glazing	DG 28mm / TG 32mm
Astragal Bar	20mm / 41mm flat bar

-  U Value
1.3-1.6W/m²K
-  Certified
PAS24:2012
-  Certified
BS 4873
-  Certified
Document L
-  TH Max Height
1500mm
-  Dual
Colour
-  TH Max Width
1400mm
-  Multipoint
Lock Espag
-  Max Weight
50kg

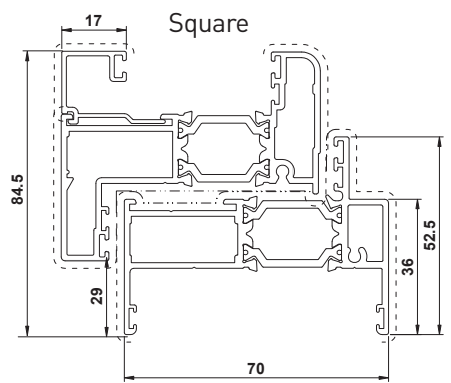
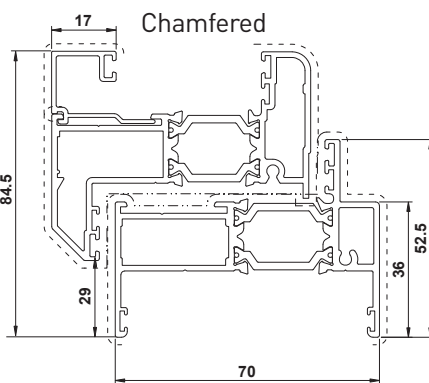
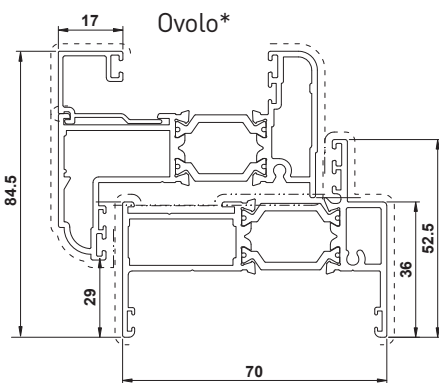
*Standard sash unless specified (externally beaded)

This versatile range of profiles can provide many solutions for residential and light commercial applications. It can create traditional casement windows inspired by the elegance and styling of timber products, or contemporary style windows designed for modern homes or offices.

Alitherm profiles utilise Smart's innovative polyamide thermal break technology which creates a barrier between the cold air outside and the warm air inside. This technology significantly reduces thermal transmittance and enhances the overall U Value of a product and is designed to meet the exacting requirements of Document L 2010.



THE PROFILES

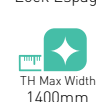
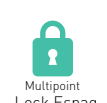





ALITHERM 300 WINDOWS

Alitherm 300 Windows

Application	Domestic
Finish	Single / dual colour, marine quality polyester powder coated
Profile Sash	Ovolo / Chamfered / Square
Security	Multi-point locking espag, Inline locking handle as standard
Frame depth	70mm
Max weight	40kg TH / 28kg SH
U Value	1.2 -1.6 w/m ² k
SH Max o/a width	600mm
SH Max o/a height	1400mm
TH Max o/a width	1400mm
TH Max o/a height	1400mm
WER	A - C
Air Tested	Class 3, 600Pa
Water Tested	Class 7a, 300Pa
Wind Tested	Class AE, 2400Pa
British Standards	KM 81580 / PAS 24:2012 / KM81543 / BS4873
Add ons	20mm, 42mm
Bead	Internal / External (Ovolo not available with internal)
Cills	85mm, 150mm, 190mm, 225mm, 300mm
Glazing	DG 28mm / TG 32mm
Astragal Bar	20mm / 41mm flat bar



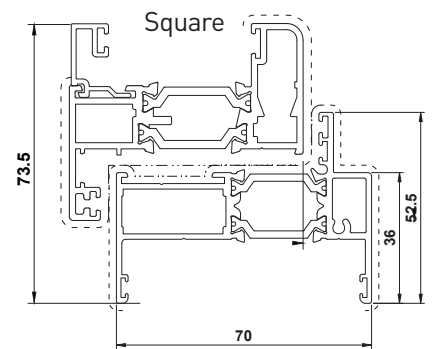
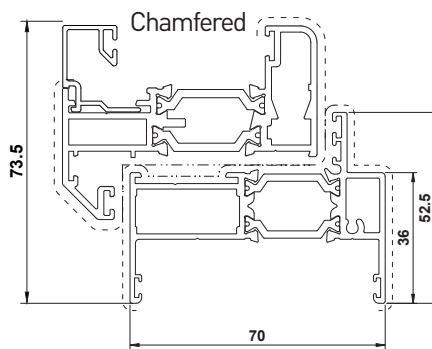
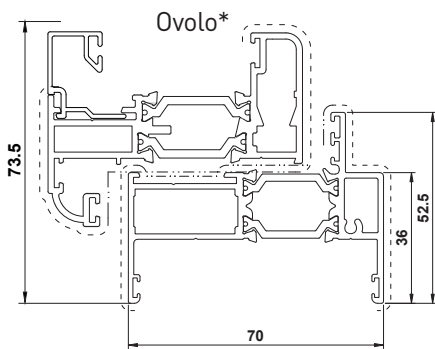
*Standard sash unless specified (externally beaded)

This versatile range of profiles can provide many solutions for residential use. It can create traditional casement windows inspired by the elegance and styling of timber products, or contemporary style windows designed for modern homes or offices.

Alitherm profiles utilise Smart's innovative polyamide thermal break technology which creates a barrier between the cold air outside and the warm air inside. This technology significantly reduces thermal transmittance and enhances the overall U Value of a product and is designed to meet the exacting requirements of Document L 2010.



THE PROFILES





HERITAGE WINDOWS

Alitherm Heritage Windows

Application	Domestic
Finish	Single / dual colour, marine quality polyester powder coated
Profile Sash	Square
Security	Multi-point locking espag, Inline locking handle as standard
Frame depth	47mm
Max weight	40kg TH / 35kg SH
U Value	1.0 - 1.5 w/m ² k
SH Max o/a width	700mm
SH Max o/a height	1400mm
TH Max o/a width	1400mm
TH Max o/a height	1300mm
WER	B
Air Tested	Class 4, 600Pa
Water Tested	Class 9a, 600Pa
Wind Tested	Class AE, 2400Pa
British Standards	KM 81580 / PAS 24:2012 / KM81543 / BS4873
Add ons	20mm, 42mm
Bead	Internal / External
Cills	85mm, 150mm, 190mm, 225mm, 300mm
Glazing	DG 28mm / TG 32mm
Astragal Bar	20mm / 41mm flat bar

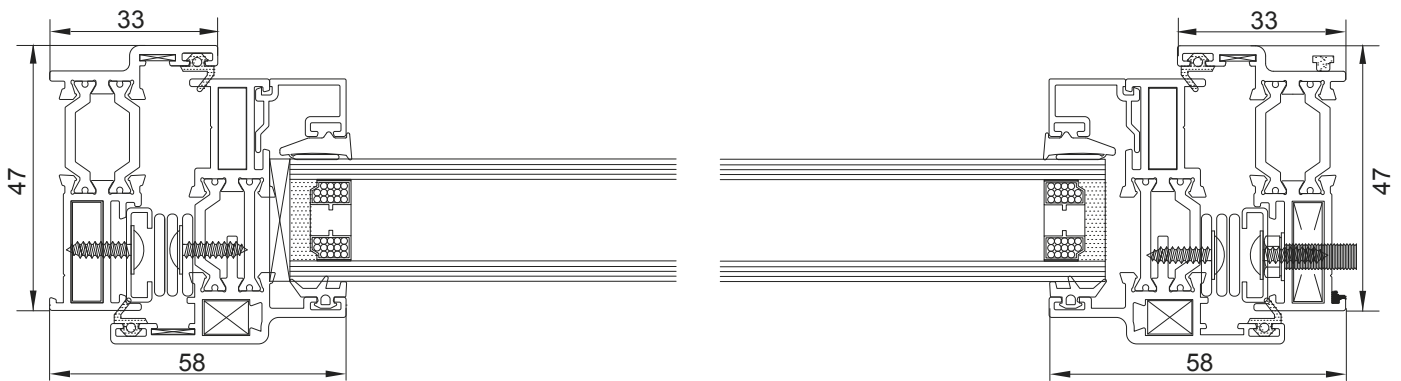
-  U Value
1.0-1.5W/m²K
-  Certified
PAS24:2012
-  Certified
BS 4873
-  Certified
Document L
-  Dual
Colour
-  TH Max Height
1300mm
-  Multipoint
Lock Espag
-  TH Max Width
1400mm
-  Max Weight
40kg

Alitherm Heritage provides the ideal solution for heritage applications such as listed building renovations and large scale replica-refurbishment projects where planning constraints are to be considered.

The Alitherm Heritage window is designed to be built as a series of horizontal modules which can be stacked using horizontal couplers to form a multi-part window featuring a specially design drip bar between modules.

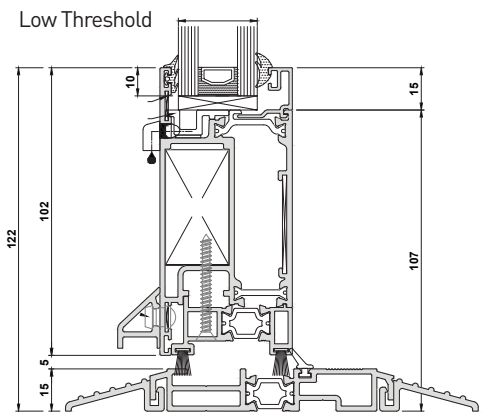
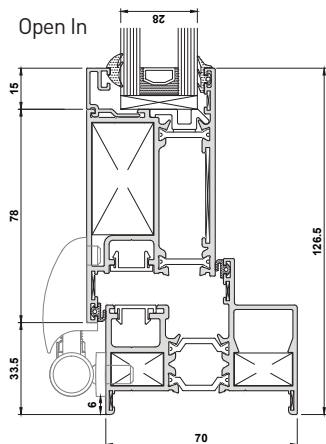
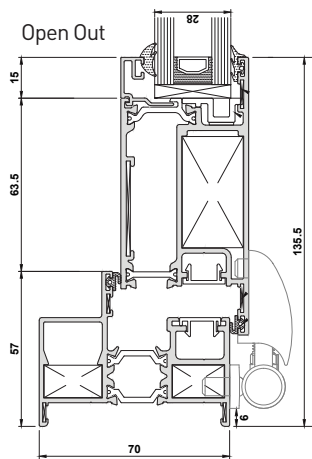


THE PROFILE



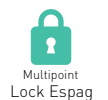

ALITHERM PLUS DOORS

THE PROFILE



Alitherm Plus Door

Application	Domestic
Finish	Single / dual colour, marine quality polyester powder coated
Profile	Flat only
Security	Ultion (diamond accredited) Cylinder as standard - multi-point locking
Profile Width	70mm
Max sash weight	100kg
U Value	1.5 - 1.8 w/m ² k
Single Door Max Width (mm)	1066mm
Single Door Max Height (mm)	2500mm
Double Door Max Width (mm)	2000mm
Double Door Max Height (mm)	2500mm
BSA Awards	BS 6375-1:2009 PAS 24:2012
Glazing	DG 28mm / TP 32mm
Add ons	20mm, 42mm
Bead	Internal only (sidelights external)
Cills	85mm, 150mm, 190mm, 225mm, 300mm



Our handsome range of entrance doors will impress your guests and keep out both the elements and unwelcome intruders. Our Alitherm doors are designed for use as open out or open in, single or double doors, internally beaded with side-light and low threshold options.

Elegant, yet strong and durable Alitherm doors enhance the beauty of your home, keep in the warmth and let in more light because of the slim sightlines. Peace of mind is ensured by the enhanced security provided by a multi-point locking system and high security cylinder.



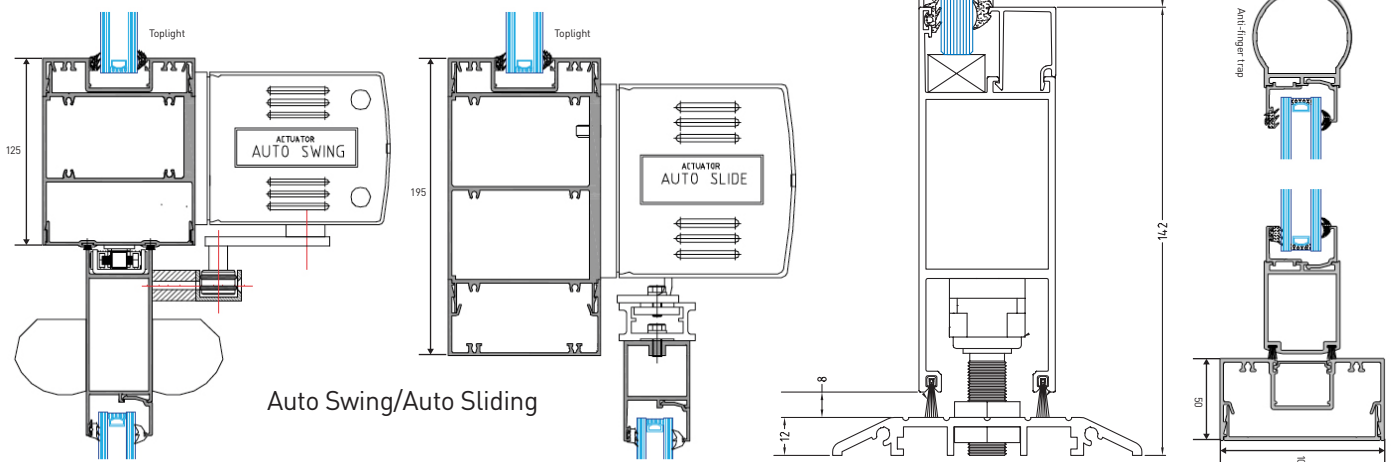


SHOP FRONT

Shop Front is a modular screening solution, combining the benefits of off-site manufacture with on-site assembly. Screen modules are constructed off site from square cut profiles joined using self tapping screws. These modules can then be rapidly assembled on site, intuitively clipping together the mullions to form one continuous screen.

This rapid assembly method offers an economical solution for low rise screening with slim sightlines of 50mm. Designed for the UK climate, all fixings on the screen are manufactured from corrosion resistant material to provide protection from both atmospheric and electrolytic degradation. The system offers drainage trays, ensuring the screens performance in all weathers.

THE PROFILE

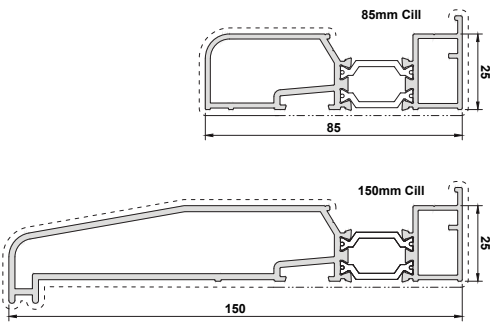


Shopline

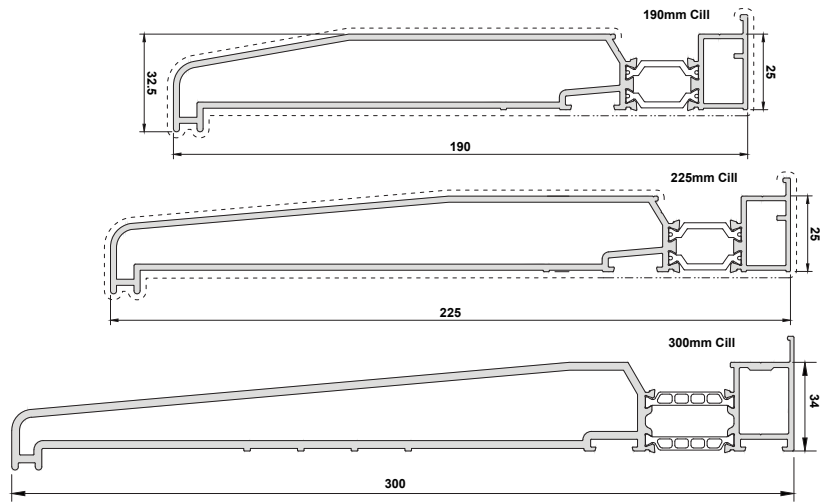
Application	Commercial
Finish	Single colour marine quality polyester powder coated
Profile	Flat
Security	Ultion (diamond accredited) Cylinder as standard - Hook lock
Profile depth	100mm
Profile width	50mm
Single Door Max Width (mm)	1100mm (per sash)
Single Door Max Height (mm)	2500mm (per sash)
Single Door Max Weight (kg)	110kg
Add ons	50mm
Bead	External
Cills	85mm, 150mm, 190mm, 225mm, 300mm
Glazing	DG 24mm



CILL DETAILS



Cill end caps available in black or white.




COLOUR OPTIONS

As an aluminium installer, it's important you offer a wide selection of colour options that appeal to every audience. Some property owners want to add a unique touch to their home. We can offer any RAL or BS codes colours.


With so many different options available, there is a colour to suit every project, every property and every personal taste. We offer dual colour on all our aluminium products, with the exception of Shopline, for the best of both worlds, matching both the inside and the outside of a property.



SENSATIONS



COTSWOLD



NATURALS



*Colours are a guide only. Subject to availability.

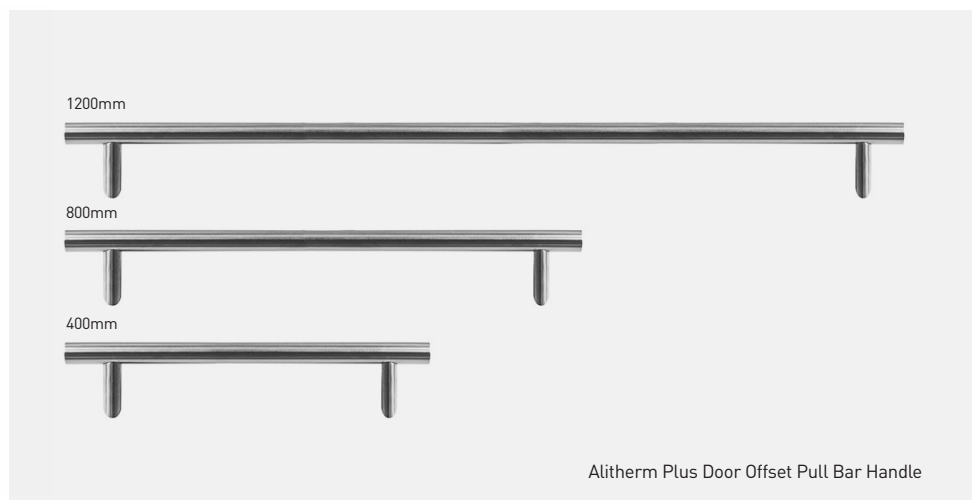
HARDWARE OPTIONS

Our range of hardware helps provide you with those vital finishing touches for your new window and door system. From handles to hinges, the style and colour of the accessories you select will have a significant effect on the final aesthetic look of your door.

Whether you want a modern, contemporary feel, or prefer a more traditional look, we have a wide range of style and colour options to choose from.



		White	Black	Anthracite
BI-FOLDING DOORS	Main handle (Lever (straight) handle)	✓	✓	✓
	Intermediate handle	✓	✓	✓
	D handle	✓	✓	✓
	Magnetic catch	✓	✓	✓
	Trickle vents	✓	✓	✓
SLIDING PATIO DOORS	Long lever handle	✓	✓	✓
	Sliding Door D Handle	✓	✓	✓
WINDOWS	Inline handle	✓	✓	✓
ALITHERM PLUS DOORS	Lever lever handle	✓	✓	✓
	Pole handle	✗	✗	✗
	Letterplate	✓	✓	✗
	Knocker	✓	✓	✗
	Numerals	✓	✓	✗






Bi-fold D Handle



Bi-fold Magnetic Catch



Patio Door D Handle

Chrome	Satin Silver	Polished Gold	Brushed Chrome
✓	✓	✓	✗
✓	✓	✓	✗
✓	✓	✓	✗
✓	✓	✓	✗
✗	✗	✗	✗
✗	✓	✗	✗
✗	✓	✗	✗
✓	✓	✓	✗
✓	✓	✓	✗
✗	✗	✗	✓
✓	✓	✓	✗
✓	✓	✓	✗
✓	✓	✓	✗



Bi-fold Intermediate Handle



Alitherm Window Handle

GLAZING OPTIONS

Standard glass on all aluminium products	Double-glazed unit -28mm / Softcoat / Argon / Thermobar Black Spacer	Triple-glazed unit - 36mm / 32mm / Softcoat / Argon / Thermobar Black Spacer
Std/Low-iron	Float	Float
Glass centre pane U-Value	1.2	0.8 (36mm) 0.9 (32mm)
Glass solar gain factor	0.71	0.62



Blinds in glass option available

*Alternative glazing available on request.
 Building control requires doors to satisfy either a U Value of 1.8 or lower or a WER of E or better.
 Building control requires windows to satisfy either a U Value of 1.6 or lower or a WER of C or better.

